

KNOW YOUR VOTING RIGHTS!

You have many rights. Get to know them!

As a voter in Minnesota, you have the right to:

1. Have time off work

You have a right to take time off work to vote without losing pay, personal leave, or vacation time



4. Sign in Verbally

You have the right to tell the election judge who you are. You have the right to ask someone else to sign for you if you cannot sign your name



2. Vote When in Line by 8 p.m

You have the right to vote if you are in line before 8 p.m



5. Ask for help

You have the right to ask anyone for help during any part of voting. But you can't get help from your place of employment or union



3. Register on Election Day

You have the right to register to vote on Election Day. You will need to show proof of residence. Find more about registering on election day here:

<https://www.sos.state.mn.us/elections-voting/register-to-vote/register-on-election-day/>



6. Under Guardianship

You have the right to vote if you are under guardianship, unless a judge has taken away your right to vote



If your rights are not respected you can file a complaint

<https://www.sos.state.mn.us/media/1190/have-elections-complaint-form.pdf>

**You can also get help from the Minnesota Disability Law Center
612-334-5970**

Source:

Minnesota Secretary of State - Know your Rights Webpage

<https://www.sos.state.mn.us/elections-voting/election-day-voting/know-your-rights/>

KNOW YOUR VOTING RIGHTS!

You have many rights. Get to know them!

As a voter in Minnesota, you have the right to:

7. Your Choice

You have the right to vote without anyone trying to control your vote



10. File a Complaint

You have the right to file a complaint about voting




8. Bring children

You have the right to bring your children with you to vote



11. Sample Ballot

You have the right to take a sample ballot into the voting booth



9. Felony Convictions

You have the right to vote after you finish all parts of your felony conviction sentence

This includes:

- probation
- parole, or
- supervised release



12. Get a Replacement Ballot

You have the right to get a new ballot if you make a mistake before you vote



13. Bill of Rights

You have the right to take the Voter's Bill of Rights into the voting booth



If your rights are not respected you can file a complaint

<https://www.sos.state.mn.us/media/1190/hava-elections-complaint-form.pdf>

You can also get help from the Minnesota Disability Law Center

612-334-5970

Source: Minnesota Secretary of State - Know your Rights Webpage

<https://www.sos.state.mn.us/elections-voting/election-day-voting/know-your-rights/>


POLLING PLACE ACCESSIBILITY

Federal and state laws require that all polling places be accessible and usable by older adults or voters with disabilities

Minimum requirements for accessibility include:

1. Doorways

There must be one set of doors with a minimum width of 32 inches to go in or out the polling place



2. Curb Cuts

Any curb by the accessible entrance to a polling place must have curb cuts or temporary ramps



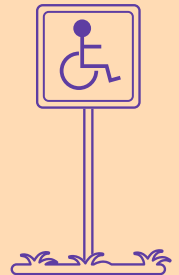
5. No Barriers

Barriers in the polling place cannot block the path to the voting booth



6. Parking

At least one accessible parking space must be available near the entrance of the polling place



3. Main Entrance

If the main entrance is not the accessible entrance, a sign will be posted at the main entrance showing how to get to the accessible entrance



7. Accessibility Standards

Handrails, ramps, doorway and parking must meet accessibility standards that are in the state building code



4. Handrails and Ramps

If stairs must be used to enter or leave the polling place, at least one set of stairs must have a temporary handrail and ramp



If you have a barrier when voting you can file a complaint:

<https://www.sos.state.mn.us/media/1190/hava-elections-complaint-form.pdf>

You can also get help from the
Minnesota Disability Law Center
612-334-5970

Source: Minnesota Secretary of State - Polling Place Accessibility Webpage

<https://www.sos.state.mn.us/elections-voting/election-day-voting/polling-place-accessibility/>

Other Ways to Vote



Vote Early, Vote Absentee!

What is an absentee ballot?

A ballot for someone who cannot vote in person



When can you vote absentee?

- In Minnesota, you can vote early with an absentee ballot up to 46 days before Election Day
- Absentee ballots will be available on May 13, 2020

Ways to vote absentee

- By mail
- Early in person
- From the military bases or abroad



Use a delivery agent for absentee voting:

In special situations, you may ask an agent to pick up and return an absentee ballot for you

Who can be a delivery agent?

A person who

- is at least 18 years old
- has a relationship with the voter
- is not a political candidate

To receive delivery agent you must:

- Live in a
 - nursing home
 - assisted living facility
 - residential treatment center
 - group home
 - battered women's shelter, or
- Be hospitalized, or
- Cannot get to the voting place because of health or disability

How to vote absentee with an agent delivery:

1. You need to fill out 2 forms:
 - **the absentee ballot application**
 - **the request for absentee ballot form**
2. Give the 2 filled out forms to your agent. Your agent will take both forms to the local election office.
3. Your agent can turn in your application forms up to 7 days before the Election Day.
4. After you fill out your ballot your agent must return your ballot by 3 p.m. on Election Day. Or you can return your ballot by mail.

Send your ballot early to make sure your vote counts.

You can get the 2 forms and more information about voting with an agent here:

<https://www.sos.state.mn.us/elections-voting/other-ways-to-vote/have-an-agent-pick-up-your-ballot-agent-delivery/>

Other Ways to Vote



Vote Early, Vote Absentee!

For your ballot to count, remember this important information:

1. Apply for an Absentee Ballot

You can apply for a ballot any time during the year except Election Day! You can fill out the application online or on paper.

Make sure to apply early. When you apply early you will get your ballot mailed to you with enough time to fill it out and return it.

Apply for an absentee ballot here:

<https://mnvotes.sos.state.mn.us/ABRegistration/ABRegistrationStep1.aspx>



2. Instructions

Read the instructions before filling out your ballot



3. Witness

Have a witness present when you fill out the absentee ballot

The witness can be either a registered Minnesota voter or notary

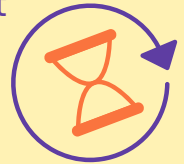


The witness will have to sign the signature envelope and write their address



4. Track Absentee Ballot

Track your ballot to make sure it was received and counted



Track your ballot here

<https://mnvotes.sos.state.mn.us/absenteeBallotStatus.aspx>

6. Turn in Absentee Ballot Before the Deadline

You can mail your ballot or have an agent return it

If you mail your ballot it must arrive on or before Election Day

If you are voting in person your ballot must be returned to your polling place before 3 p.m. on Election Day




GET HELP VOTING

There are many ways you can get help when you vote!

1. Get help from family, friends, or neighbors

You can bring anyone you want to help you vote. But they cannot be someone from your employer or union.

They can help you with any part of voting. They can help you in the voting booth.



2. Get help from election judges

You can ask an election judge for help with any part of voting.

If you need help marking your ballot two election judges from different parties will help you.

Election judges are here to help!

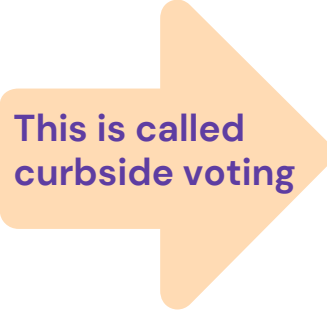


3. Vote from your car

You can have a ballot brought to you in your car if you have a hard time getting into the polling place.

Two election judges from different parties will help you. The election judges will bring the ballot to you in your car. The election judges can bring you an application if you need to register on Election Day.


When you have filled out your ballot the election judges will put your ballot in the ballot box.



This is called
curbside voting

People who help you vote:

- Cannot tell you who to vote for
- Cannot tell anyone who you voted for



BALLOT- MARKING MACHINES

Polling places in Minnesota have ballot-marking machines
Ballot-marking machines are here to make voting more accessible

What is a ballot-marking machine?

- Ballot marking machines are for people who do not use a pen to vote
- Ballot marking machines keep your vote private



Ballot-marking machines in Minnesota will:


- Let you vote by touching the screen
- Read the ballot to you through headphones while you vote
- Allow you to turn the screen off for privacy
- Warn you if you make a mistake
- Print your choices on the ballot



Types of machines used in Minnesota:

Imagecast Evolution

Used in Sherburne, Scott and Dakota Counties



Verity TouchWriter

Used in Ramsey County



AutoMARK

Used in all other counties

